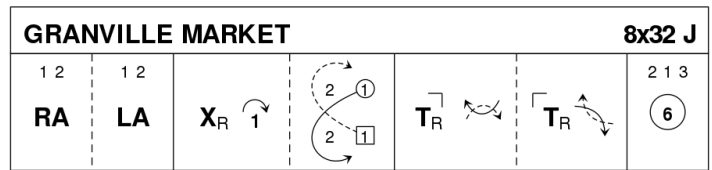


MSA - End of Season Dance 2018

1 GRANVILLE MARKET J32 · 3/4L

Elinor M Vandegrift: A Second Book of Graded Scottish Country Dances · Crib: E-cribs · Diagram: Keith Rose's Diagrams

- 1- 1c+2c RHA, LHA
- 9- 1c cross RH | cast (2c up) ; ½ Fig8 up to face 1cnr
- 17- 1c turn 1cnr RH | pass Rsh ; turn 2cnr RH | pass Rsh to (2,1,3)
- 25- Circle6 and back



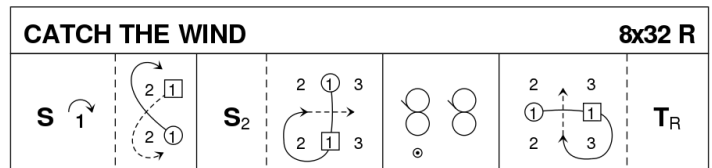
Elinor M Vandegrift, RSCDS Graded Book 2.18

3C/4C longwise set.

2 CATCH THE WIND R32 · 3/4L

Romaine Butterfield: RSCDS XLV 5 · Crib: E-cribs · Diagram: Keith Rose's Diagrams

- 1- 1c set | cast off (2c up) ; ½ Fig8 up (2,1x,3)
- 9- 1c set twice, on [11-12] 1W swivels R to face out ; 1W (1M following) casts R round 2M and down middle to finish 1W between 3c facing 3M, and 1M between 2c facing 2M.
- 17- 1M+2c & 1W+3c Rsh reels3 across
- 25- 1W (1M following) casts R round 3M and cross to 2pl ; 1c turn RH (2,1,3)



Romaine Butterfield, 1983, Island Bay Collection, RSCDS Book 45.5

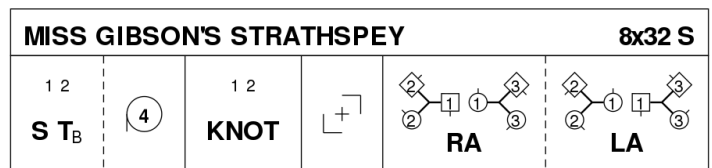
3C/4C longwise set.

The original tune is a hornpipe

3 MISS GIBSON'S STRATHSPEY S32 · 3/4L

Derek Haynes: The Leaflet Dances with Music · Crib: E-cribs · Diagram: Keith Rose's Diagrams

- 1- 1c+2c set | turn BH ; circle4 L
- 9- 1c+2c Knot, 1c finish facing 1cnrs
- 17- Turn CPCP, with final wide ¾ LH turn into
- 25- Teapots R and L (1M+3c & 1W+2c RHA, 1c pass Rsh, cnrs not to sidelines ; 1M+2c & 1W+3c LHA) (2,1,3)



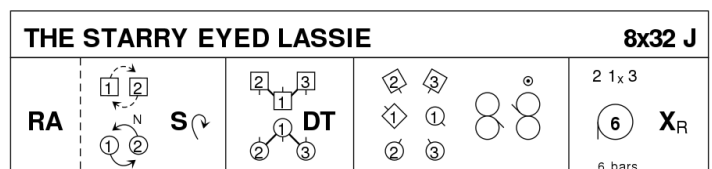
Derek Haynes, 1979, RSCDS Leaflet 10

3C/4C longwise set.

4 THE STARRY EYED LASSIE J32 · 3/4L

Martin Sprague: RSCDS XXIII 11 · Crib: E-cribs · Diagram: Keith Rose's Diagrams

- 1- 1c+2c RHA ; 1c cast off while{2} 2c dance to top | 1c set advancing swiveling R to finish BtoB facing own sides for
- 9- DT_r, finish with a petronella to between end couples facing 4cnr
- 17- Rsh Reels3 across (to 2,1x,3)
- 25- 2c+1c+3c circle6 L {6} | 1c cross RH



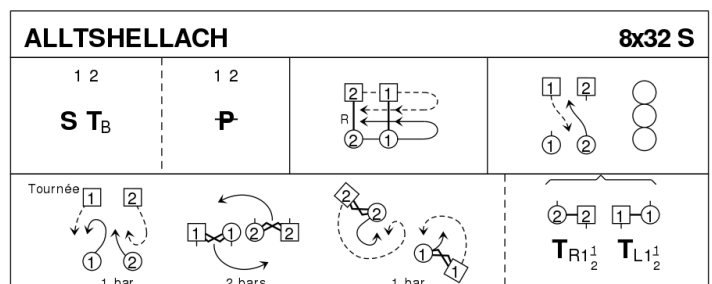
Martin Sprague, RSCDS Book 23.11

3C/4C longwise set.

5 ALLTSHELLACH S32 · 2/4L

Elizabeth D Gilroy: RSCDS XXIII 2 · Crib: E-cribs · Diagram: Keith Rose's Diagrams

- 1- 1c+2c set | turn BH, into ; 1c+2c ½ Poussette, finishing in the middle, facing down
- 9- 2c+1c lead down the middle ; (2c divides) 1c+2c lead up to (1,2)
- 17- Reel4 across the dance, 1W and 2M pass Lsh to begin, and finish with a loop on own side
- 25- Tournée



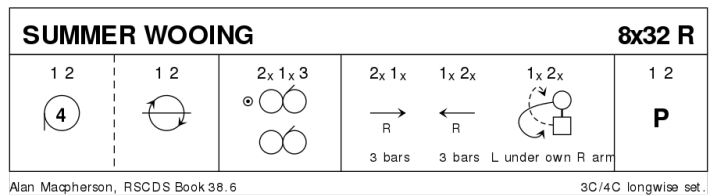
Elizabeth D Gilroy, RSCDS Book 23.2

2C/4C longwise set.

6 SUMMER WOONG R32 · 3/4L

Alan Macpherson: RSCDS XXXVIII 6 · Crib: E-cribs · Diagram: Keith Rose's Diagrams

- 1- 1c+2c circle4 to the left ; 1c+2c chase clw ½-round to finish on opposite sides, 2c facing 1c (2x,1x,3)
- 9- Rsh Reels3 on sides
- 17- 1c, followed by 2c lead down the middle {3}, (2c split for) 1c+2c lead up {3} | and cross to own side RHJ, the W passing below the M and under the joined arms, into
- 25- 1c+2c Poussette (2,1,3)

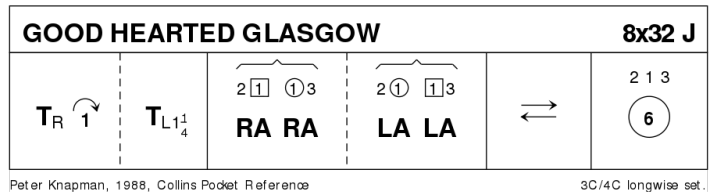


7 PROGRAMME ITEM – Buffet

8 GOOD HEARTED GLASGOW J32 · 3/4L

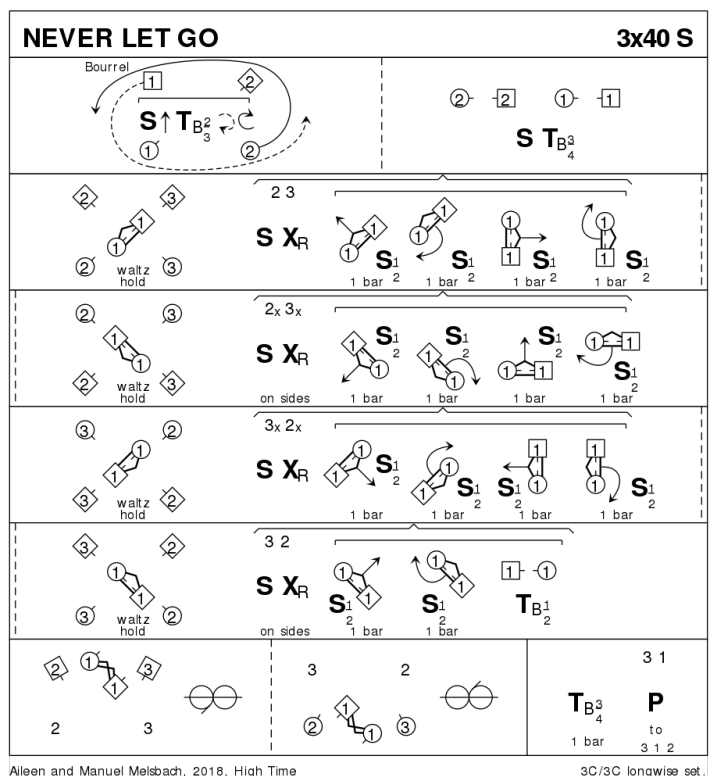
Peter Knapman: Collins Pocket Reference: Scottish Country Dancing · Crib: E-cribs · Diagram: Keith Rose's Diagrams

- 1- 1c turn RH | cast off (2c up) ; turn LH 1¼
- 9- Teapots R ; and L (2c+1W & 1M+3c RHA ; 2c+1M & 1W+3c LHA)
- 17- 1c lead down the middle and up into 2pl
- 25- All circle6 and back



9 NEVER LET GO S40 · 3/3L

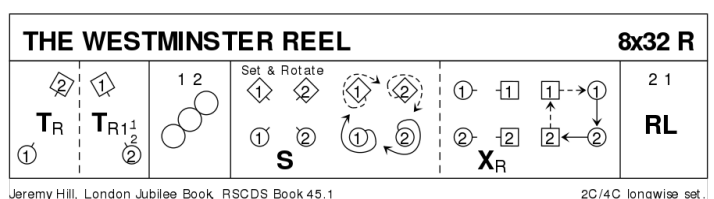
Aileen & Manuel Melsbach / Alex Brick: High Time · Diagram: Keith Rose's Diagrams



10 THE WESTMINSTER REEL R32 · 2/4L

Jeremy Hill: RSCDS XLV 1 · Crib: E-cribs · Diagram: Keith Rose's Diagrams

- 1- 1M+2W turn RH to places ; 1W+2M turn RH 1½ to face P for
- 9- 1c+2c Rsh diagonal Reel4, all ending in own places
- 17- 1c+2c Set&Rotate (set diagonally | cast 1 place clw ; change RH with P | chase 1 place clw)
- 25- 2c+1c R&L

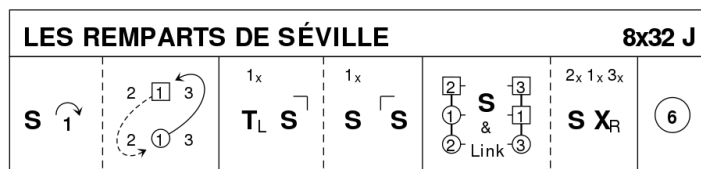


note the difference: the standard Set&Rotate starts with set to P

11 LES REMPARTS DE SÉVILLE J32 · 3/4L

Aliénor Latour: RSCDS L 2 · Crib: E-cribs · Diagram: Keith Rose's Diagrams

- 1-- 1c set | cast off (2c up) ; 1c ½Fig8, Lsh to 1cnr
- 9-- 1c turn LH to face 1cnrs | 6 bars of set H&G, into lines across
- 17-- S&Link3 ; all set | all cross RH
- 25-- Circle6 and back (2,1,3)



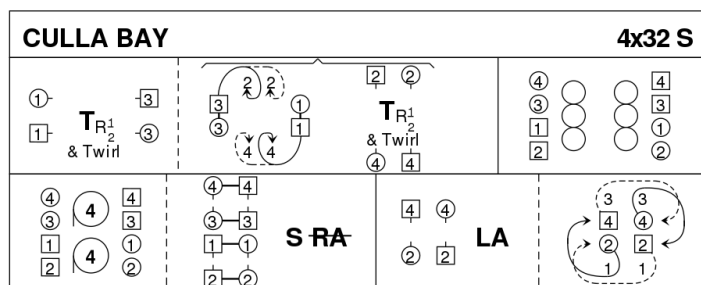
Aliénor Latour, 2014, RSCDS Book 50.2

3C/4C longwise set.

12 CULLA BAY S32 · 4S

Ann Dix: RSCDS XLI 2 · Crib: E-cribs · Diagram: Keith Rose's Diagrams

- 1-- 1c+3c turn RH ½ with person opposite, face that person | twirl R and into opposite place ; 2c+4c repeat this and face in **while**{4} 1c+3c (W leading) chase ¼ clw | curve into centre and swivel R to face out (1c facing 4pl and 3c facing 2pl)
- 9-- Parallel Reels4 across
- 17-- 2c+1c & 3c+4c circle4 L ; face other couple and set | ½ RHA, flowing into
- 25-- 2c+4c LHA in the middle ; dance out passing same sex standing dancer on the side Rsh, and chase R (M leading) to 1pl/3pl (to 2,3,4,1).



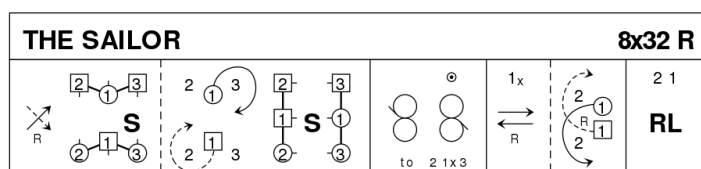
Ann Dix, 1992, Reel Friends, RSCDS Book 41.2

4C/4C square set.

13 THE SAILOR R32 · 3/4L

RSCDS XXIV 4 · Crib: E-cribs · Diagram: Keith Rose's Diagrams

- 1-- 1c cross down RH (2c up) to 2plx and BiL with cnrs ; 1c cast R into lines across | all set
- 9-- All Reels3 across, Rsh to 1cnr, finishing (2,1x,3)
- 17-- 1c lead down | lead to the top ; cross and cast to (2,1,3)
- 25-- 2c+1c R&L.



RSCDS Book 24.4

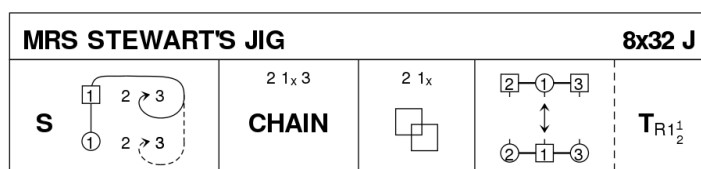
3C/4C longwise set.

Note: [3-4] is NOT in DTr position.

14 MRS STEWART'S JIG J32 · 3/4L

Frans Ligtmans: RSCDS XXXV 1 · Crib: E-cribs · Diagram: Keith Rose's Diagrams

- 1-- 1c set | 1W casts, 1M following, round 3W, 1W dances up round 3M and 1M dances up the middle, 1c face 3c (2c up on 7-8) (2,1x,3)
- 9-- 2c+1c+3c G-Chain (2c cross), 2M+1M finish facing out
- 17-- 2c+1c L-Chain
- 25-- 2c+1c+3c A&R ; 1c turn RH ½ to (2,1,3)



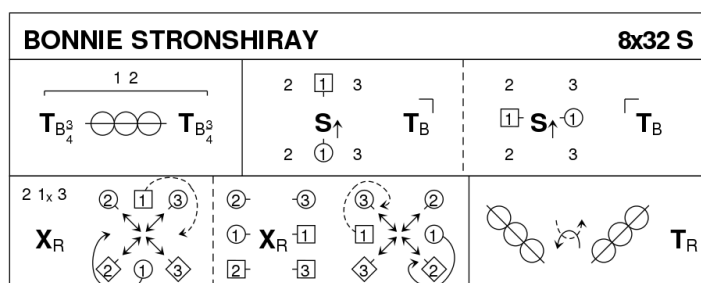
Frans Ligtmans, 1986, RSCDS Book 35.1

3C/4C longwise set.

15 BONNIE STRONSHIRAY S32 · 3/4L

Robert M Campbell: Glasgow Assembly And Other Scottish Dances · Crib: E-cribs · Diagram: Keith Rose's Diagrams

- 1-- 1c+2c Half Reel Progression (both turn BH ¾ onto midline, ½ Reel4, turn BH ¾) to (2,1,3)
- 9-- 1c set advancing and passing, turn 1cnrs BH to finish between end couples ; repeat with 2cnrs to finish (2,1x,3)
- 17-- 2c+1c+3c cross RH (1c face out and corners face in diagonally) | [19-20] corners advance {1} and retire {1} **while**{2} 1c casts R to finish between end couples ; in lines across all change places RH (up / down) | Repeat [19-20] from new places, 1c finish BtoB facing 4cnr (2cnr persons)
- 25-- 1c ½Reel4 with these cnrs, pass Lsh round P to face 3cnr (1cnr persons) ; ½Reel4 with these cnrs, at end turn RH to 2pl own sides



Robert M Campbell, 1963, Glasgow Assembly

3C/4C longwise set.

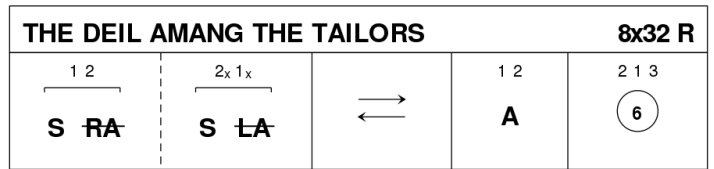
A quote: »the key that has always made this dance so wonderful is the flirting that dancing couple can do on bars 9-10 and 13-14 ; <...> if you actually set to your partner, advancing and at the last moment just slipping in BtoB to face and turn the appropriate corner, it's tremendous fun. The moment is all too rare, as apparently few teachers teach it this way, but it's a moment I savour.

16 THE DEIL AMANG THE TAILORS

R32 · 3/4L

RSCDS XIV 7 · Crib: E-cribs · Diagram: Keith Rose's Diagrams

- 1- 1c+2c set, ½ RHA ; set, ½ LHA
- 9- 1c lead down the middle and up, 2c step in for
- 17- 1c+2c Allemande
- 25- 2c+1c+3c circle6 and back.



Davies Collection, RSCDS Book 14.7

3C/4C longwise set.